



HISTORY

in the Heartland


EXPLORE HISTORY

**Summary Evaluation Report
April 14, 2007 Seminar**

***From Farm to Factory:
Rural Life and the Impact of Industrialization***

Prepared by

**Paul Ditterline, M.P.A.
Matthew Courser, Ph.D.**



Pacific Institute
for Research and
Evaluation

May 2007

1. Perceived Success of Seminar in Meeting Learning Objectives (n=33)

Participants were asked how successful the April seminar, “From Farm to Factory: Rural Life and the Impact of Industrialization”, which included a presentation by Mark Tebeau, Associate Professor of History at Cleveland State University, was in meeting the following three learning objectives:

- To understand the development of American cities during the 19th and 20th centuries
- To identify factors contributing to the development and growth of suburbs
- To understand the impact of immigration on the development of American cities

The percentages of responses for each response category are provided in bullet format below each objective:

How successful was the seminar in helping teachers understand the development of American cities during the 19th and 20th centuries?

- 27% (9) said very successful
- 52% (17) said mostly successful
- 21% (7) said somewhat successful

How successful was the seminar in helping teachers to identify factors contributing to the development and growth of suburbs?


- 27% (9) said very successful
- 50% (15) said mostly successful
- 27% (9) said somewhat successful

How successful was the seminar in helping teachers to understand the impact of immigration on the development of American cities?

- 21% (7) said very successful
- 52% (17) said mostly successful
- 24% (8) said somewhat successful
- 3% (1) said not very successful

2. Knowledge about the “From Farm to Factory” (n=33)

Participants were asked 8 questions at pre- and post-test that measured their knowledge about the *From Farm to Factory* material covered in the seminar. In some cases, these questions also required teachers to engage in rudimentary analysis of primary source materials in answering the questions. The questions were developed for the seminar content area by the Project Director, Dr. Stuart Hobbs, and the seminar presenter, Dr. Mark Tebeau. These questions were designed to measure short-term changes in participants’ content knowledge due to the seminar presentation and readings.

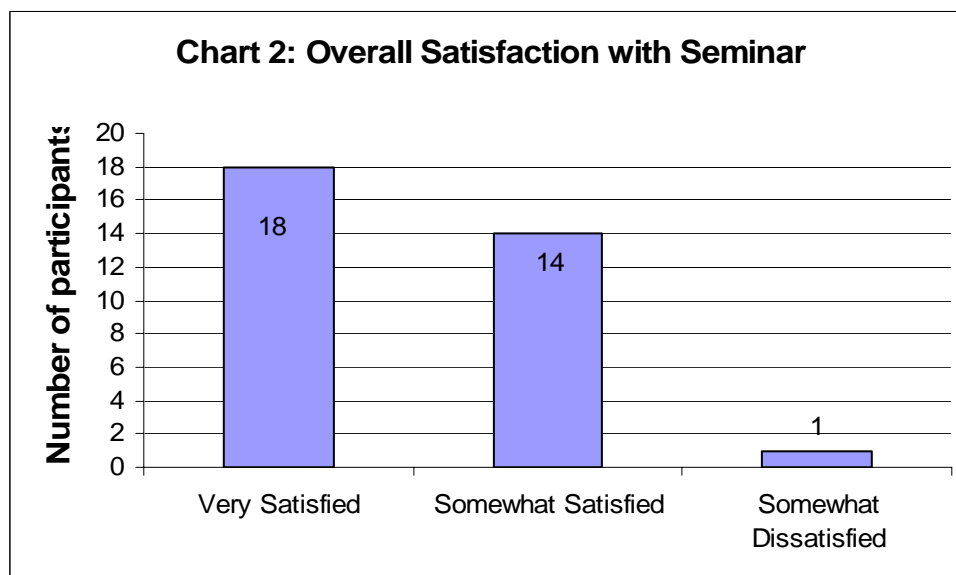


At pre-test, participants in the April 14 Explore History Seminar answered an average of 3.97 of the 8 knowledge questions correctly. At post-test, this average increased to 4.32 knowledge questions answered correctly. Although there was a slight gain in the average score from pre- to post-test, the change was not statistically significant.

It should also be noted that the pre-test data collection for this seminar occurred during the March project seminar—this was done ensure the pre-test was a true baseline measurement of participants’ historical knowledge.

3. Participant Satisfaction Ratings (n=33)

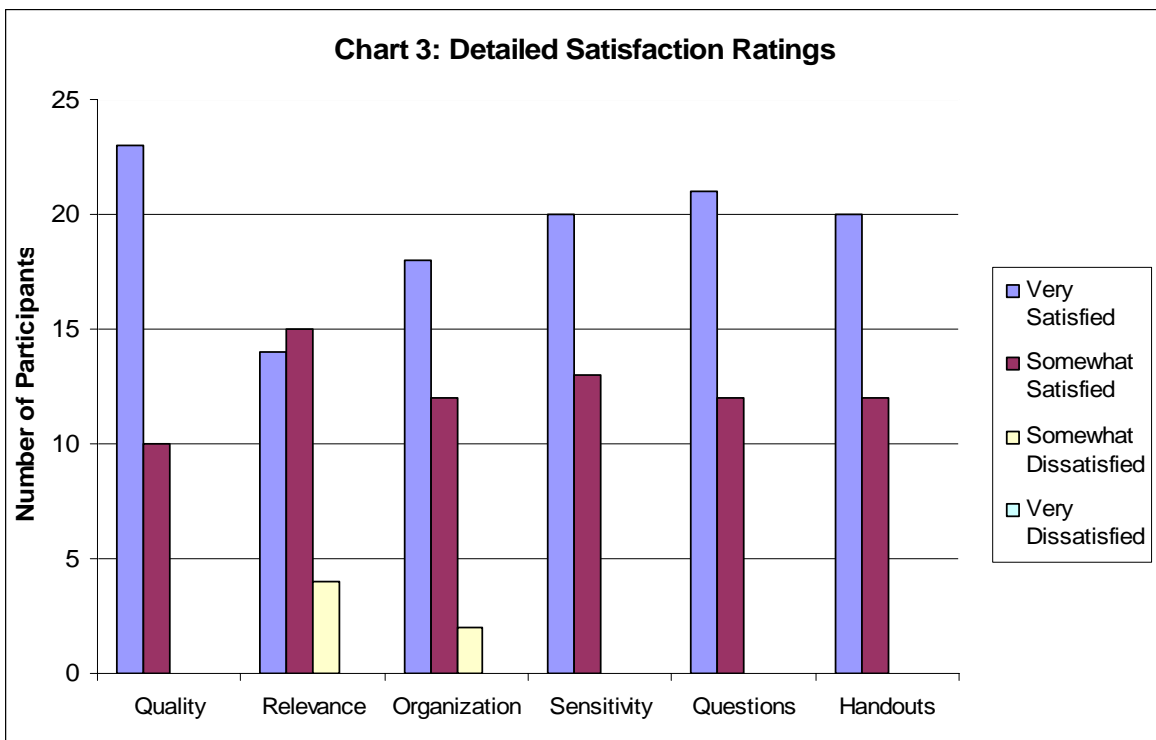
Participants were asked to rate their overall satisfaction with the seminar. Of the 33 participants who responded on this item, 18 (or 55%) indicated that they were “very satisfied” with the seminar, while 14 (42%) indicated that they were “somewhat satisfied”. One participant (3%) indicated that they were somewhat dissatisfied with the seminar. Chart 2 (below) presents this data in graphical format.



The 33 seminar participants also were asked to provide detailed satisfaction ratings for the following aspects of the seminar:

- a. Quality of information
- b. Relevance of information to participants' work
- c. Organization of seminar
- d. Sensitivity of presenters to participants
- e. Opportunity for questions
- f. Handouts and seminar materials

Chart 3 (below) presents participants' ratings for each of these aspects of the seminar.



- **Quality of information:** 70% of participants reported that they were “very satisfied” with the quality of the information presented in the seminar. 30% of participants reported that they were “somewhat satisfied” with the quality of information presented in the seminar.
- **Relevance of information to participants' work:** 42% of participants reported that they were “very satisfied” with the relevance of the information to their work, and 46% percent reported that they were “somewhat satisfied” with the relevance of the information to their work. 12% (representing four participants) reported being “somewhat dissatisfied” with the relevance of the seminar information to their work
- **Organization of the seminar:** 56% of participants reported that they were “very satisfied” with the organization of the seminar, 38% reported that they were “somewhat satisfied” with the organization of the seminar, and 6% reported that they were “somewhat dissatisfied” with the organization of the seminar.

- **Sensitivity of instructor and project archivist to participants:** 61% of participants reported that they were “very satisfied” with the sensitivity of the instructor and project archivist to them and their needs, and 39% reported being “somewhat satisfied” in this area.
- **Opportunity to ask questions:** 64% of participants reported that they were “very satisfied” with the opportunity they had to ask questions, and 36% of participants reported that they were “somewhat satisfied” in this area.
- **Seminar materials:** 63% of participants reported that they were “very satisfied” with the materials they received and 38% of participants reported that they were “somewhat satisfied” with the seminar materials.

4a. What were the *most* helpful features of the seminar?

The seminar participants were asked in an open-ended question on the post-test instrument to rate the most helpful features of the April 14 Seminar. Table 1 (below) summarizes participants’ comments for this question. The actual comments of participants are listed under each of the categories below. It should be noted that many of the comments by participants included more than one key idea. Some comments were repeated more than once; those comments are listed once in the Table below with the number of occurrences in parentheses following the comment.

Table 1: Most Helpful Features of “The Dominion of War” Seminar

<i>Speaker / Presentation</i>
• The seminar speaker was super.
• I enjoyed the speaker and there were many things I had never thought about.
• Speaker was really great, very informative. Would have loved to hear his firefighter portion also.
• The speaker was great
• The presentation by Mark Tebeau
• Tebeau knew his stuff
• Speaker
• House timeline activity
• PowerPoint presentation
• The lecture pulled together all the different aspects of this section
• The lecture in the morning and the primary source activity
• The guest speaker and tour. I have really enjoyed them and learned so much
<i>Resources</i>
• Receiving (in the near future) the power point copy and resource list from the morning speaker.
• The book Streets of Time (2)
• Excellent books chosen
• Seminar materials
• The websites that were used during the presentation. The primary source activity
• I loved the websites I can use
• Picture book, PowerPoint and websites given by presenter
<i>Activities</i>
• Floor plan activity
• The discussion of summer institute

Table continues...

Table 1 continued: Most Helpful Features of “The Dominion of War” Seminar

Tour
• Wonderful tour of Malabar Farm, extremely interesting life of L. Bromfield
• Tour of the house was interesting
• Going to Malabar Farm
• I greatly enjoyed the tour of the Bromfield House
Other
• I liked the area where the seminar was held. I liked the ability to ask questions and how we were able to make connections to the info provided.
• Great resources and people
• Being able to ask questions and see info

4b. What were the *least* helpful features of the seminar?

Seminar participants next were asked in an open-ended question on the post-test instrument to rate the least helpful features of the April 14 Seminar. Table 2 (below) summarizes participants' comments for this question.

Table 2: Least Helpful Features of “From Farm to Factory” Seminar

Wagon Ride / Weather
• The weather
• Scheduling of "wagon" tour knowing inclement weather was on its way
• The weather (which can't control)
• Wagon tour
• Wagon ride
• Too cold for wagon ride
• The tractor tour, but I liked it
• Malabar farm tour
• The weather, it wasn't very cooperative for the wagon ride
• The weather at Malabar
• Weather bad at Malabar
Time
• Not enough time on the tours
• Limited time
Other
• The evaluation at the end of the day when everyone was tired. The subject matter of this a.m.'s presentation was not terribly relevant to elementary school.
• Not very related to 7th grade content standards.
• Content not enough
• I wish we could have had more time to hear the fire fighter presentation

5. How could this seminar be improved?

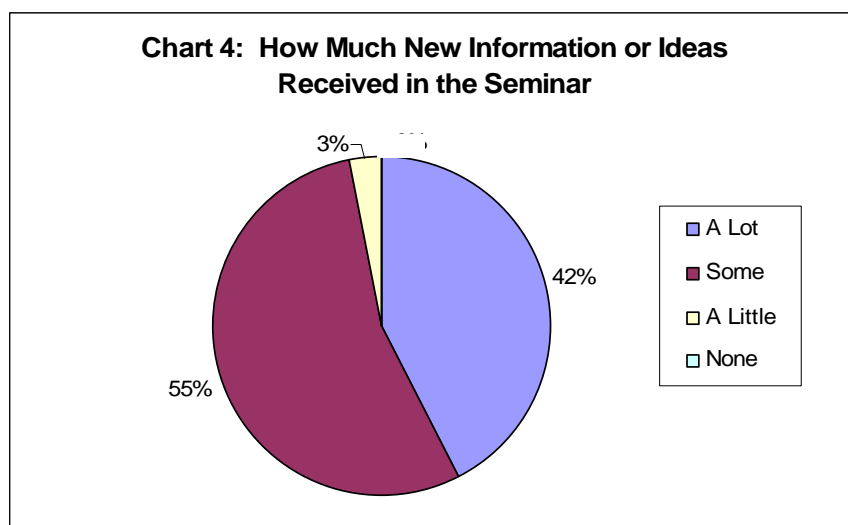
Seminar participants were asked in an open-ended question on the post-test instrument to identify ways that the seminar could be improved. Table 3 (below) summarizes participants' comments for this question. It is important to note that one teacher specifically noted that he or she had no complaints and enjoyed “all of the activities.”

Table 3: Participant Suggestions to Improve Future Explore History Seminars

Scheduling / Date	
•	Have it at a later date for more predictable weather
•	Schedule in early fall
•	Sunny and 65 degrees
•	Warmer weather so we could have walked around the farm.
•	In the future I would like to see the seminars more in winter months. We are very busy in May.
•	Meet at farm for entire event instead of going to OSU first
•	Perhaps the visitation site should be the gate way into the next topic. i.e., Malabar prior to the readings, etc.
Tour	
•	Different tour than Malabar Farm or emphasize adv. farm practices used here
•	The tour group could have given us a few more minutes to look in each room of Malabar Farm (big house)
•	I wish we had more time on the tours
Other	
•	Fewer pictures of houses to sort for primary source activity
•	Make all resources available (optional reading/still based on grade level)
•	Directions/map to OSU Mansfield were awful. They need improvement. I ended up in Galion not Mansfield.
•	Better lunch
•	More adaptability to all age levels of classroom children.
•	I have no complaints, enjoyed all of the activities.

6. How much new information or ideas did you receive in the workshop?

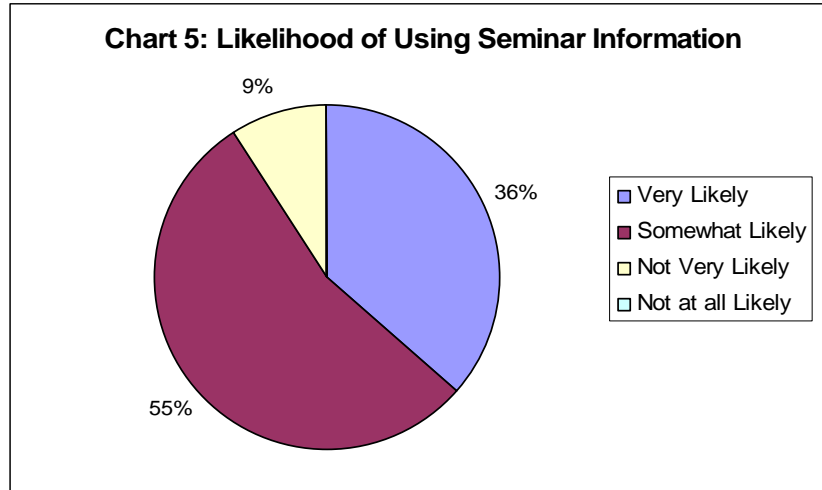
The 33 seminar participants were asked on the post-test instrument to rate the amount of new information or ideas that they received in the seminar. Chart 4 (below) presents this information in graphical format.



- 42% of participants (14 of 33 who responded) concluded that “a lot of new information/ideas” were received in the seminar, while 55% (18 of 33) said “some new information/ideas” were received. One respondent (3%) said “a little new information/ideas” was received. No respondents said that “no new information/ideas” were received.

7. How likely are you to use the information or ideas that you received in the workshop?

Seminar participants also were asked on the post-test instrument to rate the likelihood that they would use the information or ideas that they received in the seminar. Chart 5 (below) presents this information in graphical format.



- 36% of participants (12 of 33 who answered the question) concluded that they would be “very likely” to use the information that they received in the seminar.
- 55% of participants (18 of 33) concluded that they would be “somewhat likely” to use the information that they received in the seminar.
- 9% of participants (3 of 33) concluded that they would be “not very likely” to use the information that they received in the seminar.

8. Additional Comments and Suggestions

Finally, participants were asked to list any additional comments or suggestions they had related to the “From Farm to Factory” seminar. Nine of the 33 participants provided general comments and those comments follow below.

<i>Enjoyed Seminar / Thank you</i>
• I continue to look forward to each session!
• Applicable to what I'm doing with my students. Thanks
• I really enjoyed this seminar. I learned a lot and have some ideas to take back into my classroom. The visit to the farm is not something I could do with my class, but can do with my family.
• Great experience even in the rain/snow.
• Thank you! The seminars are always well planned and informative
<i>General</i>
• I left feeling I didn't get enough info from the speaker
• Do not assess my post-seminar knowledge by asking questions that were neither addressed in the seminar or given readings.
• Improve directions/map. I got completely lost and missed some of class time.
• Tell people how to dress (for the weather). Many didn't realize they would be outside that much.