



HISTORY

in the Heartland


EXPLORE HISTORY

**Summary Evaluation Report for
May 14, 2007 Seminar**

***Frontiers and Borderlands: Native American
History and the Settler Experience***

Prepared by

**Paul Ditterline, M.P.A.
Matthew Courser, Ph.D.**



Pacific Institute
for Research and
Evaluation

June 2007

1. Perceived Success of Seminar in Meeting Learning Objectives (n=33)

Participants were asked how successful the May seminar, “Frontiers and Borderlands: Native American History and the Settler Experience”, which included a presentation by Dr. Terry Barnhart, a professor at Eastern Illinois University, was in meeting the following three learning objectives:

- Helping participants to understand Native American History.
- Helping participants to understand the settler experience, both in America and in Ohio.
- Helping participants to understand settlement patterns in frontier and borderlands areas.

The percentages of responses for each response category are provided in bullet format below each objective:

How successful was the seminar in helping participants to understand Native American History?

- 36% (12) said very successful
- 46% (15) said mostly successful
- 15% (5) said somewhat successful
- 3% (1) said not very successful

How successful was the seminar in helping participants to understand the settler experience, both in America and in Ohio?


- 27% (9) said very successful
- 42% (14) said mostly successful
- 27% (9) said somewhat successful
- 3% (1) said not very successful

How successful was the seminar in helping participants to understand settlement patterns in frontier and borderlands areas?

- 27% (9) said very successful
- 30% (10) said mostly successful
- 30% (10) said somewhat successful
- 13% (4) said not very successful

2. Change in Content Knowledge (n=30)

Participants were asked 6 questions at pre- and post-test that measured their knowledge about the *Frontiers and Borderlands* material covered in the seminar. In some cases, these questions also required teachers to engage in rudimentary analysis of primary source materials in answering the questions. The questions were developed for the seminar content area by the Project Director, Dr. Stuart Hobbs, and the seminar presenter, Dr. Terry Barnhart. These questions were designed to measure short-term changes in participants’ content knowledge due to the seminar presentation and readings.

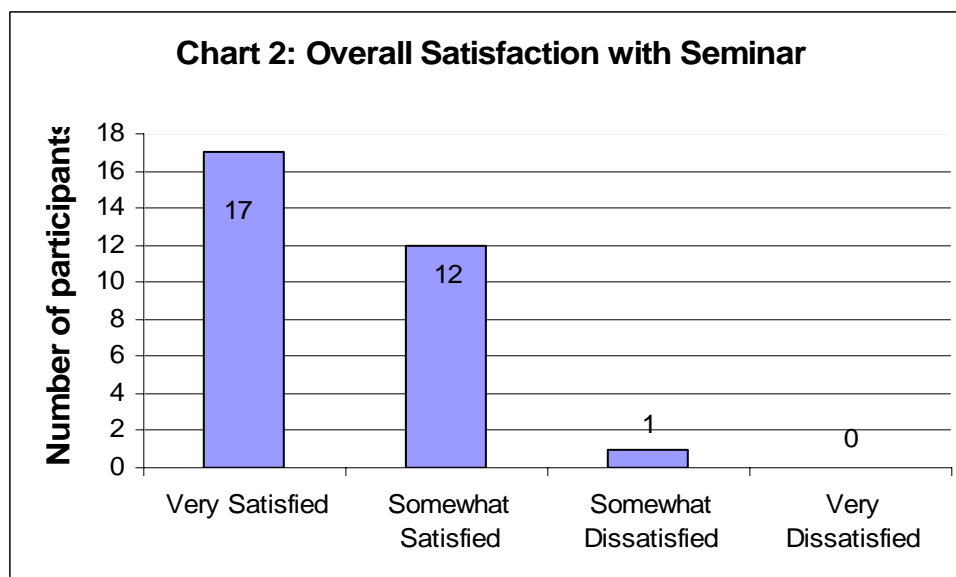


At pre-test, participants in the May 14 Explore History Seminar answered an average of 4.33 of the 6 knowledge questions correctly. At post-test, this average increased to 5.17 knowledge questions answered correctly.

A paired-sample t-test showed that this increase in content knowledge was statistically significant ($t = -4.087$, $sig = .000$ (two-tailed), $df = 29$). From this one can conclude, at least in the short term, the change in knowledge was likely not due to chance.

3. Participant Satisfaction Ratings (n=30)

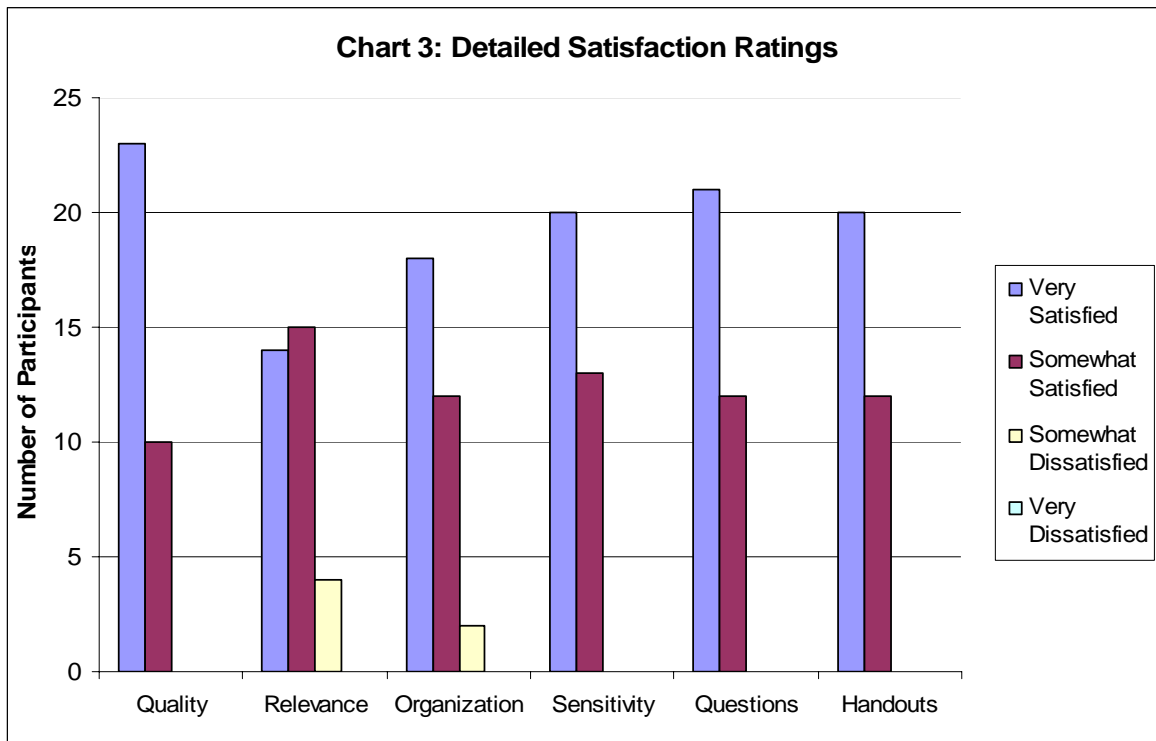
Participants were asked to rate their overall satisfaction with the seminar. Of the 30 participants who responded on this item, 17 (or 57%) indicated that they were “very satisfied” with the seminar, while 12 (40%) indicated that they were “somewhat satisfied”. One participant (3%) indicated that they were somewhat dissatisfied with the seminar. Chart 2 (below) presents this data in graphical format.



The 36 seminar participants also were asked to provide detailed satisfaction ratings for the following aspects of the seminar:

- a. Quality of information
- b. Relevance of information to participants' work
- c. Organization of seminar
- d. Sensitivity of presenters to participants
- e. Opportunity for questions
- f. Handouts and seminar materials

Chart 3 presents participants' ratings for each of these aspects of the seminar (N=33).



- **Quality of information:** 70% of participants reported that they were “very satisfied” with the quality of the information presented in the seminar. 30% of participants reported that they were “somewhat satisfied” with the quality of information presented in the seminar.
- **Relevance of information to participants' work:** 36% of participants reported that they were “very satisfied” with the relevance of the information to their work, and 61% percent reported that they were “somewhat satisfied” with the relevance of the information to their work. 3% (representing one participant) reported being “somewhat dissatisfied” with the relevance of the seminar information to their work
- **Organization of the seminar:** 49% of participants reported that they were “very satisfied” with the organization of the seminar, 46% reported that they were “somewhat satisfied” with the organization of the seminar, and 6% reported that they were “somewhat dissatisfied” with the organization of the seminar.
- **Sensitivity of instructor to participants:** 61% of participants reported that they were “very satisfied” with the sensitivity of the instructor to them and their needs, and 36% reported being “somewhat satisfied” in this area. 3% (representing one participant) reported being “somewhat dissatisfied” with the sensitivity of the instructor to their needs.

- **Opportunity to ask questions (n=31):** 61% of participants reported that they were “very satisfied” with the opportunity they had to ask questions, and 36% of participants reported that they were “somewhat satisfied” in this area. 3% (representing one participant) reported being “somewhat dissatisfied” in this area.
- **Seminar materials (n=30):** 63% of participants reported that they were “very satisfied” with the materials they received and 37% of participants reported that they were “somewhat satisfied” with the seminar materials.

4a. What were the *most* helpful features of the seminar?

The seminar participants were asked in an open-ended question on the post-test instrument to rate the most helpful features of the May 14 Seminar. Table 1 summarizes participants’ comments for this question. The actual comments of participants are listed under each of the categories below. It should be noted that many of the comments by participants included more than one key idea. Some comments were repeated more than once; those comments are listed once in the Table below with the number of occurrences in parentheses following the comment.

Table 1: Most Helpful Features of “Frontiers and Borderlands: Native American History and the Settler Experience” Seminar

Visit to Earthworks (14)
<ul style="list-style-type: none"> • The ability to see the mounds and ask questions
The Speakers / Lectures (14)
<ul style="list-style-type: none"> • Dr. Leaper was terrific
<ul style="list-style-type: none"> • Really liked the speakers this time—they had a lot of info to share
<ul style="list-style-type: none"> • I enjoyed the speaker, Dr. Barnhart, he was able to add much information in my understanding of the Indian cultures
<ul style="list-style-type: none"> • The speaker at the mound site was exceptional
<ul style="list-style-type: none"> • The slide show presentation of Indian artifacts and maps
<ul style="list-style-type: none"> • Really liked the maps on the overhead computer
Primary Sources and Readings (5)
<ul style="list-style-type: none"> • I really like that you have included reference books I might use in my classroom.
Miscellaneous (2)
<ul style="list-style-type: none"> • Time to work with group about project. The Indian info was interesting, I like the way it tied to the reading.
<ul style="list-style-type: none"> • Captivity narrative timeline of events

4b. What were the *least* helpful features of the seminar?

Seminar participants next were asked in an open-ended question on the post-test instrument to rate the least helpful features of the May 14 Seminar. Table 2 (below) summarizes participants’ comments for this question.

Table 2: Least Helpful Features of “From Farm to Factory” Seminar

Speakers / Lectures (5)
<ul style="list-style-type: none"> • Difficult to follow speaker’s lecture at OSU because he switched topics during his speech. Seemed unorganized.
<ul style="list-style-type: none"> • Needed timeline of Earthworks and discoveries in recent centuries
<ul style="list-style-type: none"> • Never enough time for the morning speakers to get their topic out to us
<ul style="list-style-type: none"> • The morning speaker, he could have spoken for less time and still covered his info
<ul style="list-style-type: none"> • The morning lecture, maybe I was tired, however
Lunch (3)
Visit to Earthworks (2)
<ul style="list-style-type: none"> • The guide tended to get off subject during the tour
Directions (2)
Miscellaneous (5)
<ul style="list-style-type: none"> • Being given information about the initial assignment for the history day project at the end of our school year. Earlier would have been better.
<ul style="list-style-type: none"> • Indian background
<ul style="list-style-type: none"> • The pictures were interesting, but do we have access to them, are they on the CD?
<ul style="list-style-type: none"> • Please don’t ask teachers to write papers in May. This is our busiest and most stressful time.
<ul style="list-style-type: none"> • Attempting to “decide” on a project

5. How could this seminar be improved?

Seminar participants were asked in an open-ended question on the post-test instrument to identify ways that the seminar could be improved. Table 3 summarizes participants’ comments for this question. It is important to note that one teacher responded with no complaints, stating “excellent, thank you!”

Table 3: Participant Suggestions to Improve Future Explore History Seminars

Visit to Earthworks (9)
<ul style="list-style-type: none"> • More time at Earthworks (4)
<ul style="list-style-type: none"> • Materials about the Historical Society to be visited beforehand, background, significance, operation, etc. could be very helpful.
<ul style="list-style-type: none"> • Directions to Earthworks need improvement. A street name was wrong.
<ul style="list-style-type: none"> • Tours that are not guided by long-winded people.
<ul style="list-style-type: none"> • Give maps at the mounds
Better Food (4)
<ul style="list-style-type: none"> • Better Lunches (3)
<ul style="list-style-type: none"> • More coffee

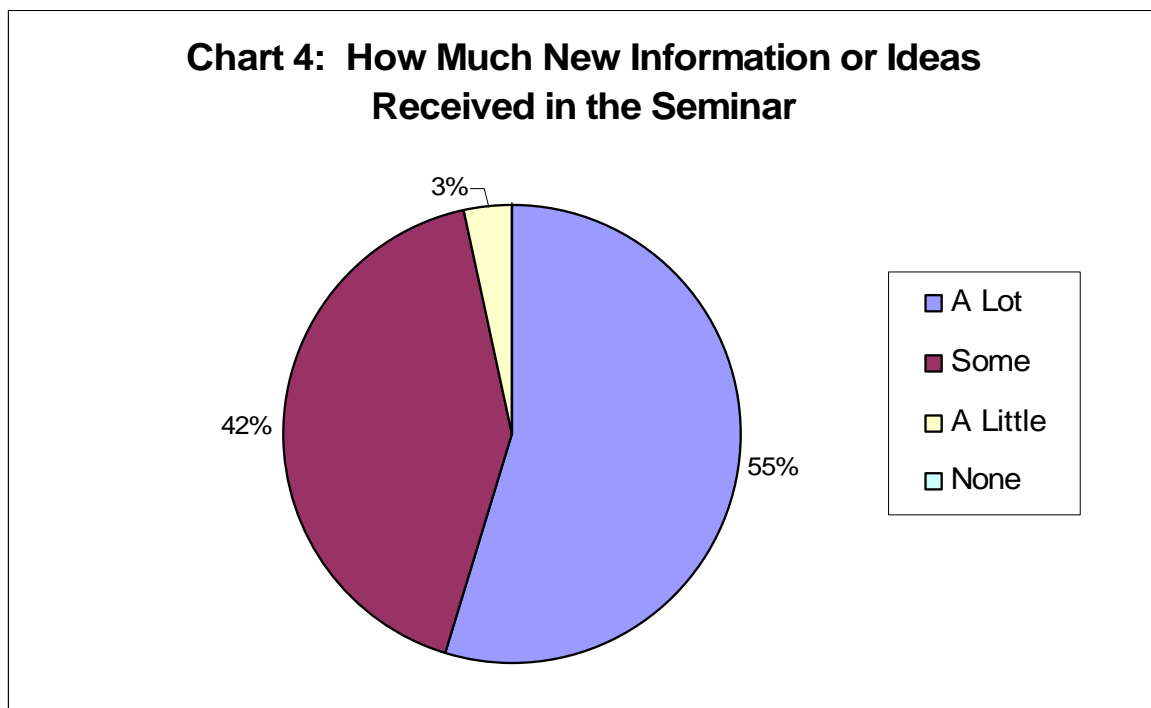
Table continues...

Table 3 continued: Participant Suggestions to Improve Future Explore History Seminars

Miscellaneous (6)
<ul style="list-style-type: none"> • Create and outline of the speaker's talk
<ul style="list-style-type: none"> • Plan for 30-45 minutes at the March (Ohio Historical Society Day) for us to go around and look at the History Day exhibits. For those seminar participants whose Ohio Historical seminar was on a different day, plan 20-30 minutes to show them a power point of History Day so that we would have a better idea of where to start planning with our group in May.
<ul style="list-style-type: none"> • Summer info should maybe be introduced at another time that allows for true planning and research.
<ul style="list-style-type: none"> • Children's books with accurate Native American info
<ul style="list-style-type: none"> • Maybe start ½ hour later
<ul style="list-style-type: none"> • Excellent, Thank you!

6. How much new information or ideas did you receive in the workshop (N=31)?

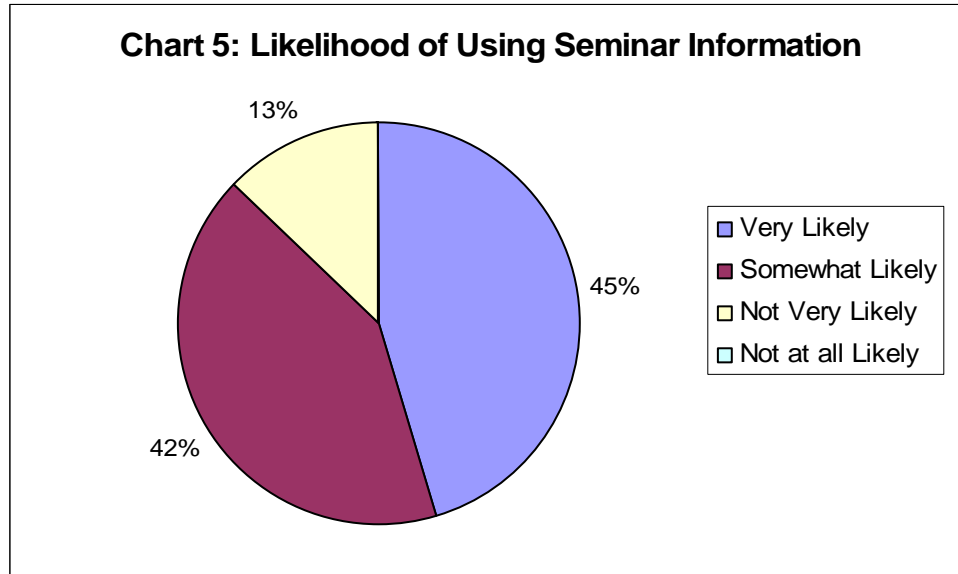
The 33 seminar participants were asked on the post-test instrument to rate the amount of new information or ideas that they received in the seminar. Chart 4 presents this information from the 31 who responded in graphical format.



- 55% of participants (17 of 31 who responded) concluded that “a lot of new information/ideas” were received in the seminar.
- 42% (13 of 31) said “some new information/ideas” were received.
- One respondent (3%) said “a little new information/ideas” was received. No respondents said that “no new information/ideas” were received.

7. How likely are you to use the information or ideas that you received in the workshop (N=31)?

Seminar participants also were asked on the post-test instrument to rate the likelihood that they would use the information or ideas that they received in the seminar. Chart 5 presents this information in graphical format.



- 45% of participants (14 of 31 who answered the question) concluded that they would be “very likely” to use the information that they received in the seminar.
- 42% of participants (13 of 31) concluded that they would be “somewhat likely” to use the information that they received in the seminar.
- 13% of participants (4 of 31) concluded that they would be “not very likely” to use the information that they received in the seminar.

8. Additional comments and suggestions.

Finally, participants were asked to list any additional comments or suggestions they had related to the “From Farm to Factory” seminar. Sixteen of the 36 participants provided general comments and those comments follow below.

Speakers / Earthworks (5)
• The speakers today were excellent! Very knowledgeable!
• Thanks for the excellent resources and speakers.
• All presenters have been extremely knowledgeable and easy to talk to.
• Great field trips and speakers!
• Liked the earthworks C.D. Dr. Lepper was very informative and excited about his topic.

Table continues...

Additional comments and suggestions.

History Projects (3)
<ul style="list-style-type: none">• I really feel we weren't given a whole lot of info at all about our History Day project until this seminar. I wish we could have had info about this on our first day when we went over the objectives for the course. I was very overwhelmed to be hit by this now.
<ul style="list-style-type: none">• I am a little stressed about summer project; don't know how much time it will take. For teachers, May is a blur, too much to do in too little time.
<ul style="list-style-type: none">• Assignment of summer project too disorganized and too much dumped on us at once.
Miscellaneous (7)
<ul style="list-style-type: none">• Very frustrating, lack of guidelines presented before explaining assignment/task. Had to search through materials while speaker was talking.
<ul style="list-style-type: none">• Prehistoric Native Americans are not in my grade's content standards, but I really enjoyed that part of today's seminar. The morning speaker had more to do with my grade's standards.
<ul style="list-style-type: none">• I think there was an overwhelming abundance of information in this seminar. Whenever there is a large site to see, I think it would be to our advantage to spend more time there than in a lecture format. Had it been raining or cold the schedule could have allowed for more lecture time.
<ul style="list-style-type: none">• Hoping there are maps and more info on the CD
<ul style="list-style-type: none">• Need lots of water before, during, and after tours.
<ul style="list-style-type: none">• This gave a lot of food for thought.
<ul style="list-style-type: none">• Well done!